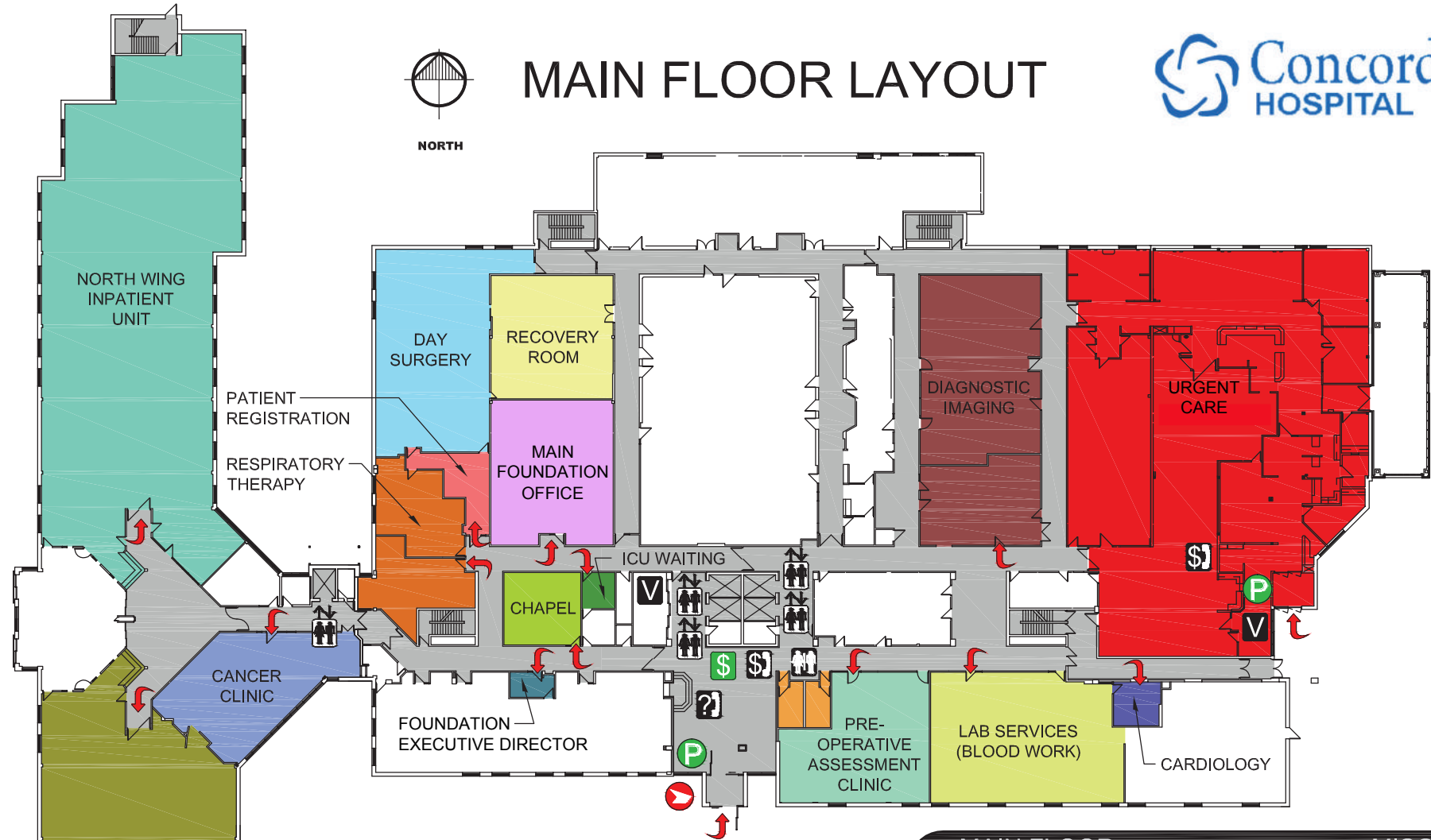

























MAIN FLOOR LAYOUT



LEGEND			
	VENDING MACHINE		WHEELCHAIR
	PARKING PAY STATION		ATM
	WASHROOMS		ELEVATORS
	PUBLIC PHONE		ENTRANCE
	PATIENT INQUIRY PHONE		PAY PHONE
	CANADA POST MAILBOX		FOOD

ZONES			
MAIN FLOOR	MISC.		
	PATIENT REGISTRATION		WASHROOMS
	CANCER CLINIC		STAIRS, CORRIDORS, ELEVATORS
	DAY SURGERY		
	RESPIRATORY THERAPY		
	CHAPEL		
	FOUNDATION EXECUTIVE DIRECTOR		
	PRE-OPERATIVE ASSESSMENT CLINIC		
	LAB SERVICES (BLOOD WORK)		
	CARDIOLOGY		
	DIAGNOSTICS IMAGING		
	NORTH WING INPATIENT UNIT		
	SOUTH WING INPATIENT UNIT		
	MAIN FOUNDATION OFFICE		
	URGENT CARE		
	ICU WAITING ROOM		
	RECOVERY ROOM		